



Jacoti ListenApp

User Guide

For Jacoti ListenApp® Version 2.3

Manufacture Year 2016

Revision 11/7/2016

Table of contents

1_	What does Jacoti ListenApp do?	3
1.1_	Requirements	3
1.2_	Headphones	3
1.3_	Startup	4
1.4_	Operation	5
1.5_	Notifications	8
2_	Technical Specifications	9
3_	Warning to Hearing Aid Dispensers.....	10
4_	Important Notice for Prospective Hearing Aid Users.....	11
4.1_	Applicable in the United States of America only	11
4.2_	Children with hearing loss	11
5_	Getting help from a hearing professional	12
6_	Regulatory information	13
7_	Trademarks	14
8_	Warnings	15

1_ What does Jacoti ListenApp do?


Jacoti ListenApp is a software hearing aid that amplifies sound and hereby compensates for impaired hearing. It is indicated for mild to moderate hearing loss. You need an audiogram that has been measured by a hearing professional. The audiogram documents your individual hearing loss and is used by Jacoti ListenApp to compensate for your hearing impairment: Jacoti ListenApp amplifies some frequencies more than others. Jacoti ListenApp also amplifies soft sounds more than loud sounds and it detects and reduces noise signals.

1.1_ Requirements

You can use Jacoti ListenApp with an iPhone 5 / 5C / 5S / 6 / 6 Plus / 6S / 6S Plus and iPod Touch 5th and 6th generation. The version of iOS must be iOS 9 or 10.

Please note that in the United States of America, the usage of Jacoti ListenApp is restricted to users of 18 years of age or older.

1.2_ Headphones

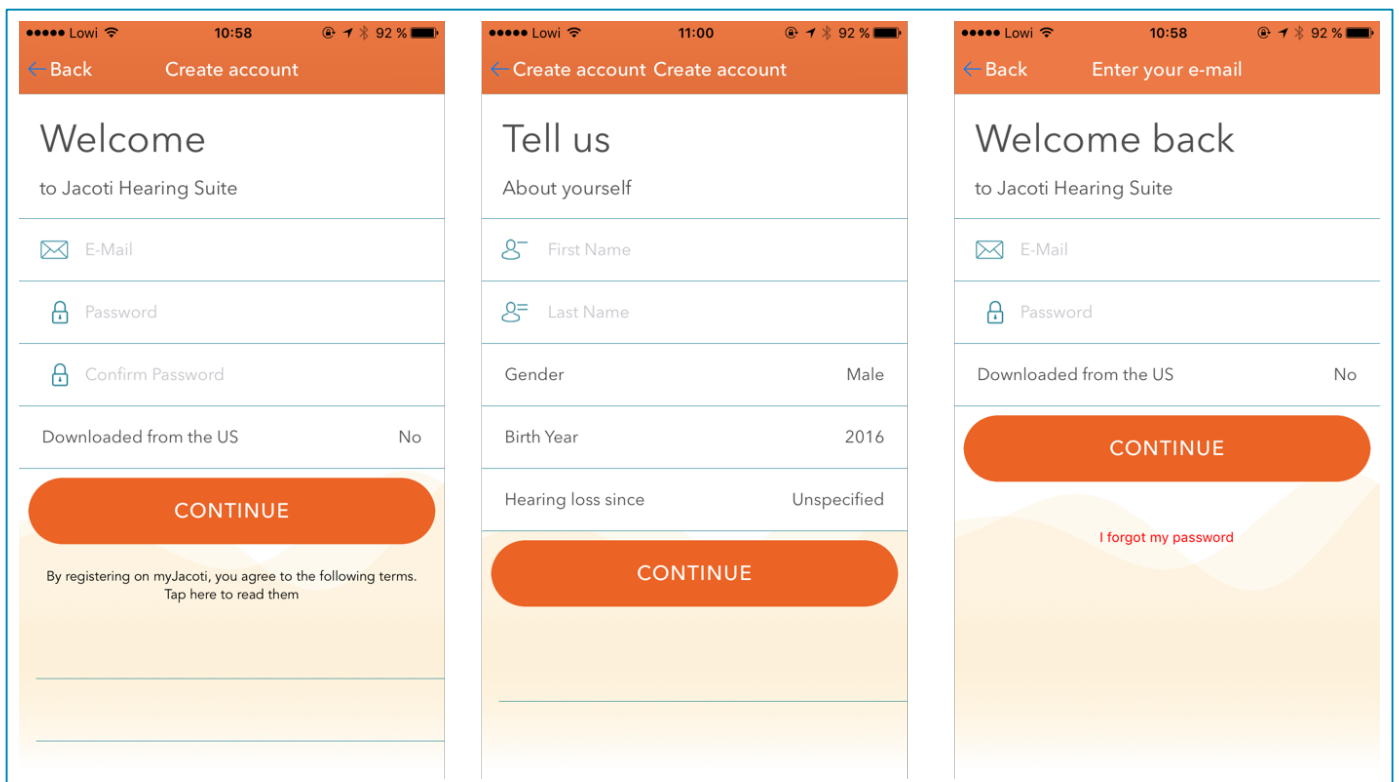


You should use the original Apple EarPods with remote and microphone that allow you to adjust the sound level on the remote. Note that the microphone can pick up undesired sounds that are caused by friction with your clothes. You can also change the volume of the sound with the hardware buttons on the side of the device.

Please refer to your device instructions for proper care, cleaning, updating and, if necessary, replacement of the device and the headphones.

1.3_ Startup

In order to start using Jacoti ListenApp, you must create an account on myjacoti¹, the web service that allows you to store your audio profiles in the cloud, share them across your devices and connect to the hearing expert of your choice. Once the account is created, you must confirm your email by clicking on the link you will have received in your email inbox.




Once the account is created and confirmed, the application is fully operational and can function without any Internet connection whatsoever.

¹ Further information on myjacoti can be found at www.jacoti.com/my-jacoti/

1.4_ Fitting

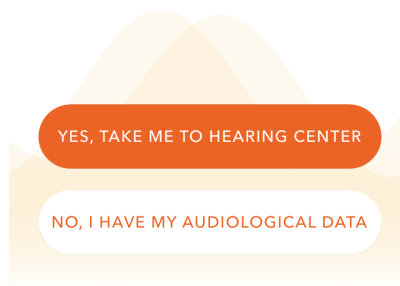
Jacoti ListenApp can be configured/fitted manually – by entering the audiogram obtained with your hearing specialist – or automatically using [Jacoti Hearing Center](#), Jacoti’s hearing test application.

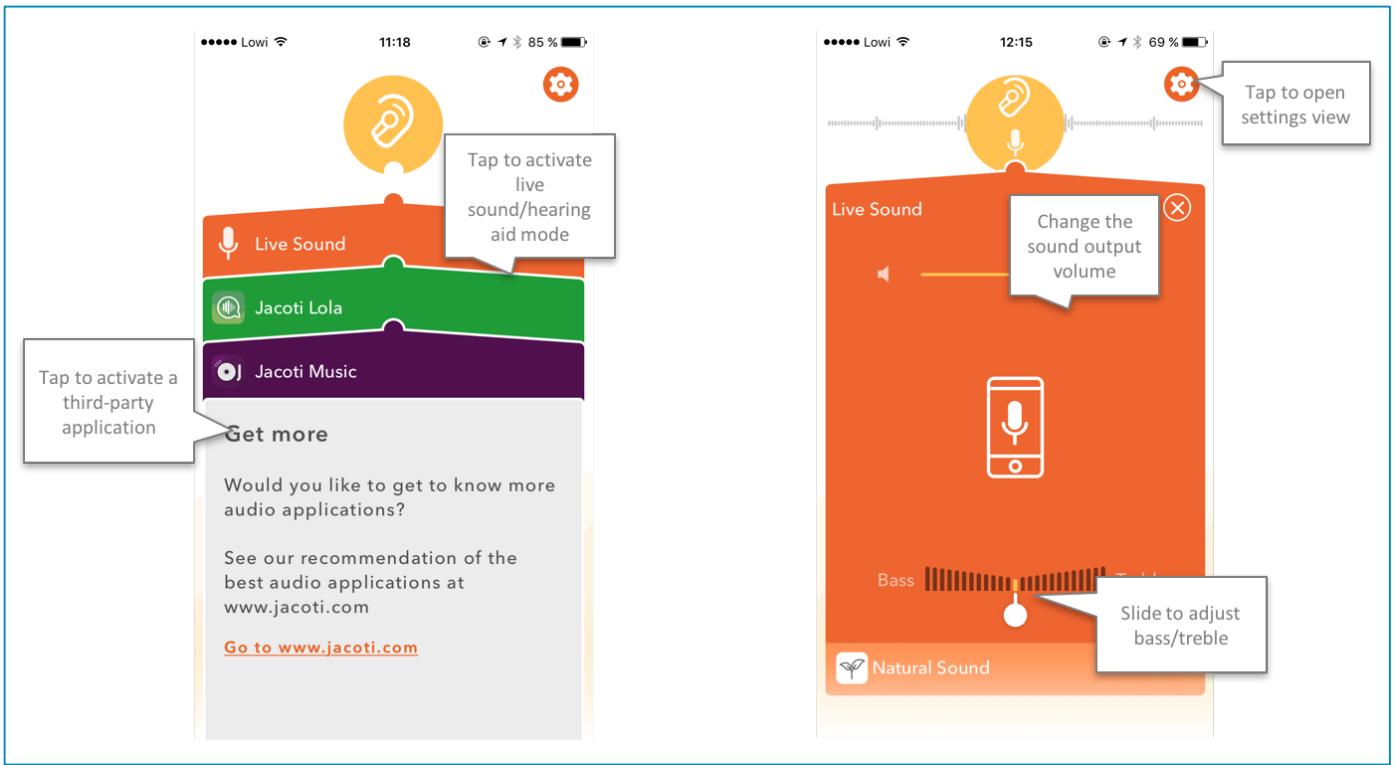
As seen below, Jacoti ListenApp can take you to [Jacoti Hearing Center](#) (or the link to the application store for download) where you can perform the hearing test. Upon finishing the test, you may go back to a fully-configured ListenApp.



The Audiogram shows your hearing loss at each frequency.

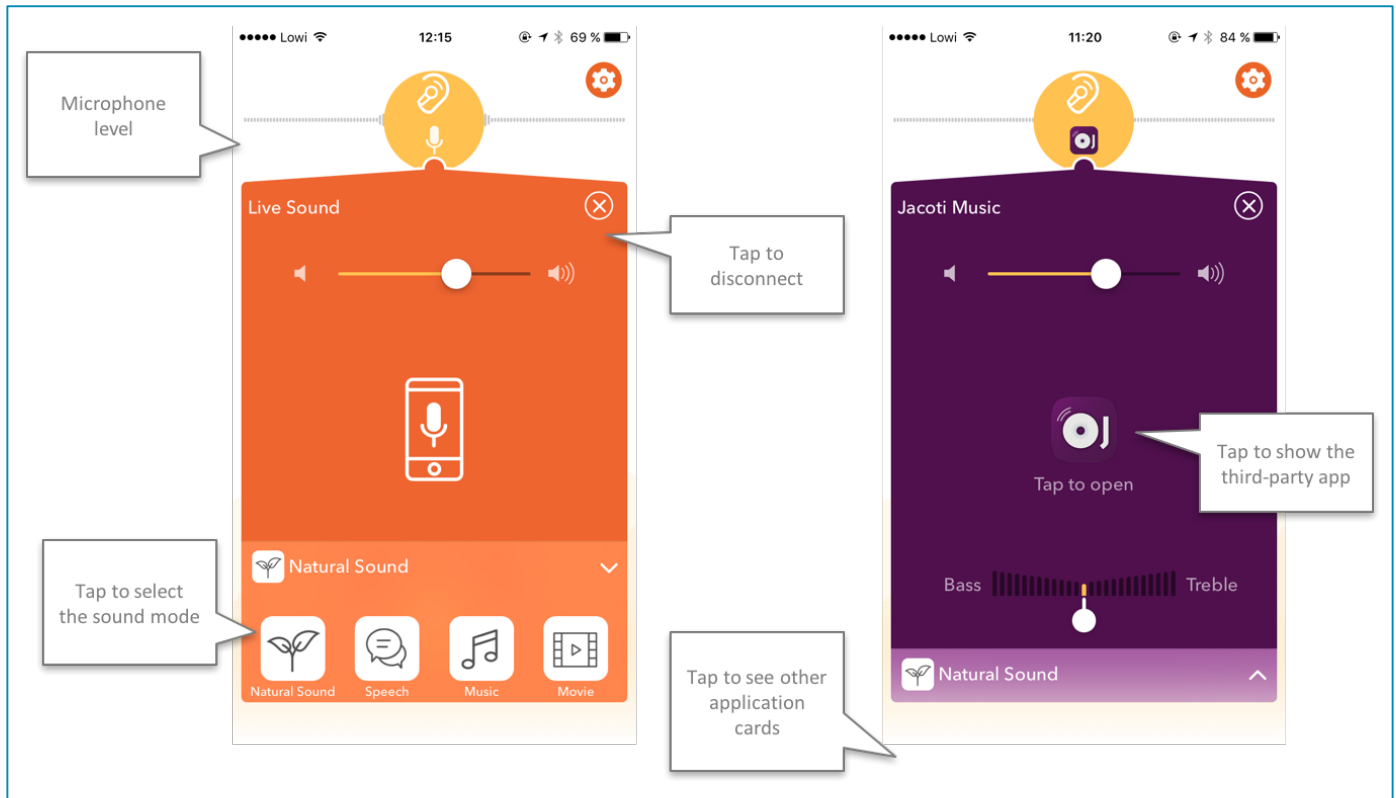
You need a recent audiogram to use Jacoti ListenApp. If you don't have an audiogram, contact your local hearing professional.





1.5_ Operation

The main screen features a set of cards, which represent applications supported by Jacoti ListenApp. Namely, it supports Live Sound mode (aka hearing aid) and third-party applications like Jacoti Lola™ and Jacoti Music. Upon tapping on the card, Jacoti ListenApp starts processing audio coming from that application and the user interface looks like the right-hand screen. In addition to the device volume buttons, a volume slider allows you to easily adjust the sound volume for live sound mode as well as for third-party sound generating apps. Another slider allows you to tune the bass/treble balance.



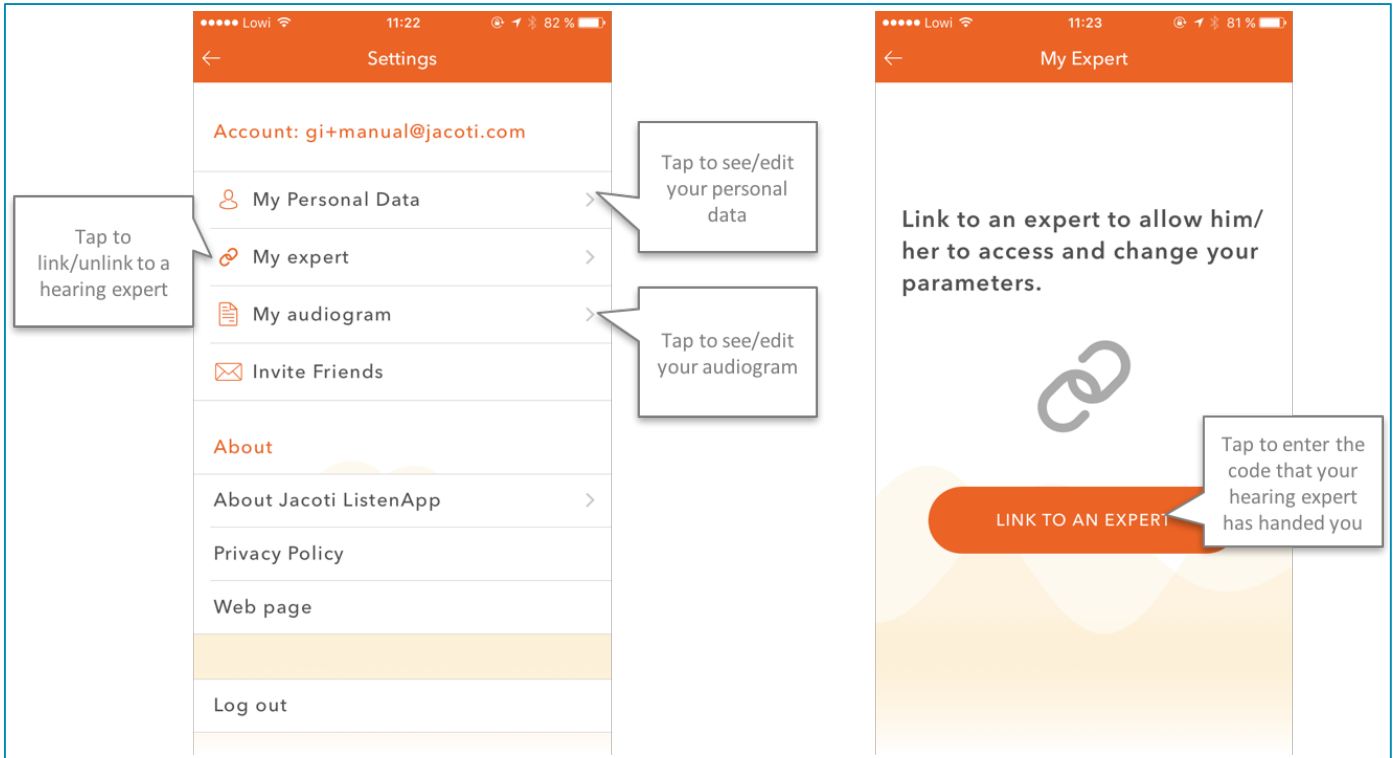
The top area of the application shows the sound level being processed by Jacoti ListenApp. In the above picture, the sound level corresponds to the microphone level as Jacoti ListenApp is in live sound mode.

In order to switch applications, either disconnect the app by tapping on the X in the top-right and then on the desired application, or tap on the lower stacked cards and, again, tap on the desired application card.

In the sound mode “Natural Sound”, Jacoti ListenApp compensates for your hearing loss and makes no assumptions about the listening situation. The “Speech” mode has been optimized specifically for speech understanding. This is a mode that can be helpful during meetings or presentations, while watching TV, or when chatting with friends and family. Two more modes are added for multimedia sound experience: “music” and “movie” modes.

The top-right gear icon takes you to the settings screen.

In the settings view, you can view and edit your personal data and your audiogram as well as link to a hearing expert who can remotely fit Jacoti ListenApp to you. The expert screen prompts you to enter an invitation code, which should be handed to you by the hearing expert. Upon entering the code, you will be automatically linked and the remote fitting process may start.



1.6_ Notifications

Whenever an expert changes any of the parameters of a user profile through myJacoti, these changes will be downloaded to the device of the user the next time the user starts the app.

2_ Technical Specifications

		iPod 5 th Gen	iPhone 5	iPhone 5s	iPhone 5c	iPhone 6	iPhone 6 Plus	iPhone 6s	iPhone 6s Plus	
Reference Test Gain (60 dB SPL Input)	HFA	17	12	11	12	17	18	17	17	dB
Full-On Gain (50 dB SPL input)	Max	39	33	34	32	36	35	35	37	dB
	HFA	17	12	11	12	17	18	17	17	dB
Maximum Output (90 dB SPL input)	Max	130	125	125	125	125	126	127	127	dB SPL
	HFA	104	102	102	102	108	108	108	107	dB SPL
Total Harmonic Distortion	500 Hz	0.1	0,2	0.1	0.2	0.1	0.1	0.1	0.1	%
	800 Hz	1.0	1.1	1.1	2.5	0.7	0.7	0.7	0.8	%
	1600 Hz	3.7	0.0	1.3	2.7	0.8	0.7	1.0	0.8	%
Equivalent Input Noise		44	45	42	52	43	37	35	38	dB SPL
Frequency Range (DIN 45605)		125 - 6924	125 - 6728	125 - 6728	125 - 6728	125 - 6924	125 - 6924	125 - 6924	125 - 6728	Hz

Fitting Range	125 Hz	250 Hz	500 Hz	750 Hz	1 kHz	1.5 kHz	2 kHz	3 kHz	4 kHz	6 kHz	8 kHz
Max Hearing Loss [dB HL]	40	40	40	50	50	55	60	60	60	60	60

3_ Warning to Hearing Aid Dispensers

A hearing aid dispenser should advise a prospective hearing aid user to consult promptly with a licensed physician (preferably an ear specialist) before dispensing a hearing aid if the hearing aid dispenser determines through inquiry, actual observation, or review of any other available information concerning the prospective user that the prospective user has any of the following conditions:

- i. Visible congenital or traumatic deformity of the ear.
- ii. History of active drainage from the ear within the previous 90 days.
- iii. History of sudden or rapidly progressive hearing loss within the previous 90 days.
- iv. Acute or chronic dizziness.
- v. Unilateral hearing loss of sudden or recent onset within the previous 90 days.
- vi. Audiometric air-bone gap equal to or greater than 15 decibels at 500 hertz (Hz), 1,000 Hz, and 2,000 Hz.
- vii. Visible evidence of significant cerumen accumulation or a foreign body in the ear canal.
- viii. Pain or discomfort in the ear. Special care should be exercised in selecting and fitting a hearing aid whose maximum sound pressure level exceeds 132 decibels because there may be a risk of impairing the remaining hearing of the hearing aid user.

4_ Important Notice for Prospective Hearing Aid Users

Good health practice requires that a person with a hearing loss have a medical evaluation by a licensed physician (preferably a physician who specializes in diseases of the ear) before purchasing a hearing aid. Licensed physicians who specialize in diseases of the ear are often referred to as otolaryngologists, otologists or otorhinolaryngologists. The purpose of a medical evaluation is to assure that all medically treatable conditions that may affect hearing are identified and treated before the hearing aid is purchased.

Following the medical evaluation, the physician will give you a written statement that states that your hearing loss has been medically evaluated and that you may be considered a candidate for a hearing aid. The physician will refer you to an audiologist or a hearing aid dispenser, as appropriate, for a hearing aid evaluation.

The audiologist or hearing aid dispenser will conduct a hearing aid evaluation to assess your ability to hear with and without a hearing aid. The hearing aid evaluation will enable the audiologist or dispenser to select and fit a hearing aid to your individual needs.

If you have reservations about your ability to adapt to amplification, you should inquire about the availability of a trial-rental or purchase-option program. Many hearing aid dispensers now offer programs that permit you to wear a hearing aid for a period of time for a nominal fee after which you may decide if you want to purchase the hearing aid.

4.1_ Applicable in the United States of America only

Federal law restricts the sale of hearing aids to those individuals who have obtained a medical evaluation from a licensed physician. Federal law permits a fully informed adult to sign a waiver statement declining the medical evaluation for religious or personal beliefs that preclude consultation with a physician. The exercise of such a waiver is not in your best health interest and its use is strongly discouraged.

4.2_ Children with hearing loss

This product is not for use by anyone under 18 years of age. In addition to seeing a physician for a medical evaluation, a child with a hearing loss should be directed to an audiologist for evaluation and rehabilitation since hearing loss may cause problems in language development and the educational and social growth of a child. An audiologist is qualified by training and experience to assist in the evaluation and rehabilitation of a child with a hearing loss.

5_ Getting help from a hearing professional

You can ask a hearing professional for help to find better settings for Jacoti ListenApp. The hearing professional can visit the web page my.jacoti.com to become a Jacoti Hearing Expert. He can then access more parameters in Jacoti ListenApp and he can also change parameters remotely over the Internet.

6_ Regulatory information

Jacoti ListenApp is separately FDA listed as a Class I Medical Device in the U.S. and a Class IIa MDD (meets the requirements of Annex II of the Medical Device Directive 93/42/EEC) and is CE Registered in Europe. As a medical device, it is designed, developed and manufactured in accordance with a quality system compliant with 21 CFR Part 820 (United States) and ISO13485 standards, meaning it aligns with the quality requirements of U.S. and international regulatory agencies in the health care industry.

The full text of the Declaration of Conformity can be obtained from the manufacturer.

7_ Trademarks

Jacoti® and ListenApp® are registered trademarks of Jacoti bvba.

Jacoti Lola™ is a trademark of Jacoti bvba.

Apple®, iPhone®, iPad®, iPod touch® and EarPods® are registered trademarks of Apple Inc.

8_ Warnings



Jacoti ListenApp should only be used with original Apple EarPods headphones. On the 5th gen iPod Touch, you have to use the Apple EarPods with remote and microphone. If you have hearing aids, do not use Jacoti ListenApp together with your hearing aids.



Be aware that when a third-party sound generating application is connected, Jacoti ListenApp does not capture audio from the microphone.



Partial occlusion of the human ear canal by the EarPods headphones can lead to an irritation of the outer ear. In this case, please consider reducing the usage of Jacoti ListenApp and consult your local ENT doctor.



Jacoti ListenApp will not restore normal hearing and will not prevent or improve a hearing impairment resulting from organic conditions.



In most cases, infrequent use of Jacoti ListenApp, as any other hearing aid, does not permit a user to attain the full benefit from it.



The use of Jacoti ListenApp is only part of hearing habilitation and may need to be supplemented by auditory training and instruction in lipreading.



In order to use Jacoti ListenApp for many hours, keep the device battery charged.



Jacoti ListenApp cannot amplify sound during a regular phone call.



This version of Jacoti ListenApp can be used until November 2017. After this date, this version of Jacoti ListenApp is no longer supported by Jacoti bvba. Check for updates, a newer version of Jacoti ListenApp might be available in the app store.



Only use Jacoti ListenApp if you have a recent audiogram and a hearing loss within the fitting range of Jacoti ListenApp.



You can find our privacy policy, trademarks and intellectual property on our web page at www.jacoti.com.



Jacoti ListenApp is not supported on jailbroken devices.

Contact

COMPANY HEADQUARTERS (BELGIUM)

Jacoti bvba
Vlamingstraat 4,
8560 Wevelgem / Belgium

www.jacoti.com
info@jacoti.com
press@jacoti.com

DEVELOPMENT CENTRE (SPAIN)

Jacoti Hearing Technologies S.L.
Via augusta 158, 8-2
08006 Barcelona / Spain



Jacoti bvba
Vlamingstraat 4
B 8560 Wevelgem
Belgium



About Jacoti

We make state-of-the-art hearing solutions accessible and affordable for hearing-impaired individuals all over the world. As a company we realize this mission by focusing on the development and commercialization of hearing aid software and hearing support systems. We achieve this by integrating our proprietary technology with internet-ready consumer hardware such as smartphones.